

2017 Annual Report

By

Douglas A. Hedin

Editor, MLHP

2017 marks the 10th year of the Minnesota Legal History Project, enough time that it can be graded. By most standards it is not a success, yet it is not a complete failure either.

It has not attracted submissions from historians on the faculties of Minnesota's numerous colleges. There are several explanations for this. Many historians have heavy teaching loads and no time for research and writing; others may believe that publishing an article on an obscure website whose audience is the educated public not the academic community will not benefit their resumes. There is still another reason why articles are not forthcoming. Writing legal history is in one respect like the manufacture of most products we use daily: *For each there are a few producers and many consumers.* It was naïve to think many articles would be submitted to this website. Minnesota's legal history I think will be produced by two or three individuals who reside outside the Academy and have the time and interest to research and write: independent scholars, retired lawyers and, occasionally, persons who have one and only one article to contribute. Puzzle solved. Let's move on.

When the website was created, the designers included statistics about its viewership. These tables show that over the years it has attracted viewers from most other states and from many foreign countries (rarely from the Middle East, Africa or South America). There were even viewers in the Ukraine at the time of large scale warfare with Russia. I cannot explain why it has an international audience. In any event to me the most important statistic is the number of pages of text that are viewed each day. A successful day for 2017 was when that number exceeded 1,000 pages.

We can now grade the Minnesota Legal History Project after its first ten years: Incomplete.

Statistics

Statistical tables for two periods of the year are reproduced below. The first covers June, the second November 16-December 15, 2017.

Table 1

Daily Activity (June 2017)

Date	Hits	Page Views	Visitors	Average Visit Length	Bandwidth (KB)
Thu 6/1/2017	1,834	1,105	838	01:40	0
Fri 6/2/2017	2,346	1,512	901	04:13	0
Sat 6/3/2017	3,382	2,751	853	04:28	0
Sun 6/4/2017	2,133	1,295	883	04:41	0
Mon 6/5/2017	2,131	1,432	968	04:25	0
Tue 6/6/2017	2,205	1,285	897	04:17	0
Wed 6/7/2017	2,235	1,056	829	04:56	0
Thu 6/8/2017	1,863	888	952	03:08	0
Fri 6/9/2017	2,114	1,171	800	05:20	0
Sat 6/10/2017	3,508	2,232	983	04:51	0
Sun 6/11/2017	2,329	1,343	903	04:55	0
Mon 6/12/2017	2,997	1,678	853	03:54	0
Tue 6/13/2017	1,876	971	1,001	02:25	0
Wed 6/14/2017	2,010	1,192	867	02:39	0
Thu 6/15/2017	2,014	1,021	897	04:09	0
Fri 6/16/2017	2,412	1,087	821	02:24	0
Sat 6/17/2017	3,111	1,770	735	03:33	0
Sun 6/18/2017	1,502	794	740	04:28	0
Mon 6/19/2017	3,303	1,949	972	04:14	0
Tue 6/20/2017	2,159	1,097	937	04:48	0
Wed 6/21/2017	2,313	1,179	999	04:34	0
Thu 6/22/2017	2,094	1,024	916	05:23	0
Fri 6/23/2017	2,359	1,194	790	07:03	0
Sat 6/24/2017	2,387	1,346	844	06:53	0
Sun 6/25/2017	4,132	2,459	696	08:47	0
Mon 6/26/2017	2,749	1,144	799	07:11	0
Tue 6/27/2017	2,144	1,043	959	02:43	0
Wed 6/28/2017	2,167	1,171	918	03:41	0
Thu 6/29/2017	3,097	1,953	848	02:16	0
Fri 6/30/2017	2,130	1,170	856	03:45	0
Total	73,036	41,312	26,255	04:20	0

Table 2
Activity by Hour of Day
(June 2017)

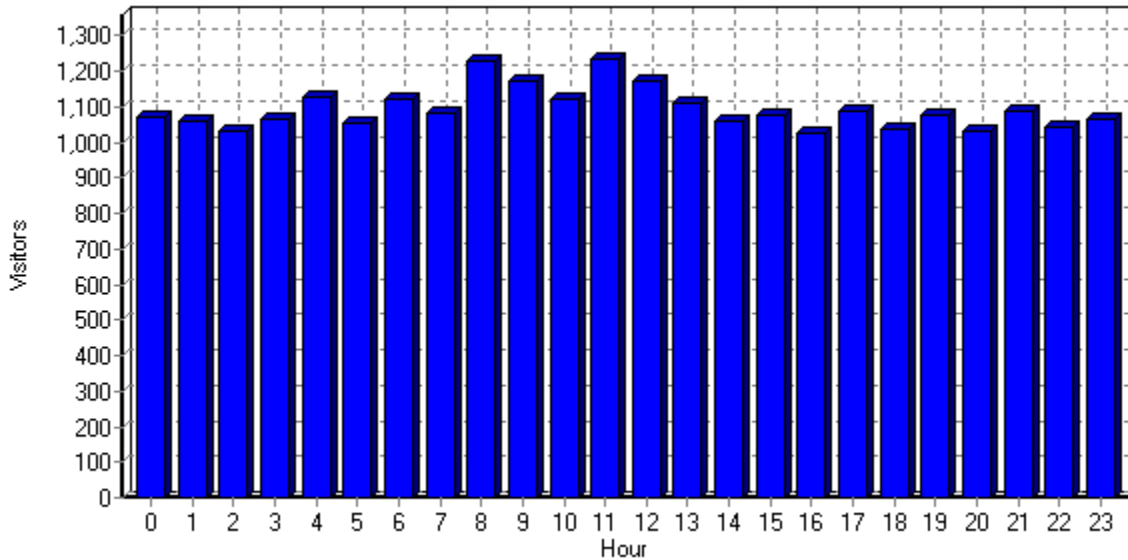


Table 3
Daily Activity
(November 16 through December 15, 2017)

Date	Hits	Page Views	Visitors	Average Visit Length	Bandwidth (KB)
Thu 11/16/2017	2,143	823	869	02:10	0
Fri 11/17/2017	1,764	711	667	03:43	0
Sat 11/18/2017	4,048	2,387	778	03:56	0
Sun 11/19/2017	2,283	1,083	874	03:21	0
Mon 11/20/2017	2,126	1,036	918	02:57	0
Tue 11/21/2017	2,097	1,021	934	04:08	0
Wed 11/22/2017	1,978	833	813	04:22	0
Thu 11/23/2017	1,694	699	674	05:38	0
Fri 11/24/2017	3,007	1,860	1,007	02:56	0
Sat 11/25/2017	1,890	877	772	04:19	0
Sun 11/26/2017	2,538	1,352	945	04:06	0
Mon 11/27/2017	2,236	1,027	963	03:34	0
Tue 11/28/2017	2,596	1,367	1,088	03:08	0
Wed 11/29/2017	2,439	1,171	1,171	03:53	0

Thu 11/30/2017	3,381	2,242	973	04:14	0
Fri 12/1/2017	2,176	949	1,008	03:33	0
Sat 12/2/2017	2,400	1,187	962	02:29	0
Sun 12/3/2017	2,247	1,122	901	03:08	0
Mon 12/4/2017	2,072	958	932	03:35	0
Tue 12/5/2017	2,368	1,162	1,126	01:52	0
Wed 12/6/2017	1,878	915	967	03:20	0
Thu 12/7/2017	2,334	1,191	1,083	03:43	0
Fri 12/8/2017	1,831	896	904	03:08	0
Sat 12/9/2017	2,125	996	916	03:42	0
Sun 12/10/2017	4,315	3,010	991	04:05	0
Mon 12/11/2017	3,954	2,288	975	03:30	0
Tue 12/12/2017	2,721	1,553	997	03:53	0
Wed 12/13/2017	2,501	1,299	1,063	03:19	0
Thu 12/14/2017	2,197	1,049	1,004	03:23	0
Fri 12/15/2017	2,321	1,160	860	04:56	0
Total	73,660	38,224	28,135	03:33	0

Activity by Hour of Day

(November 16 – December 15, 2017)

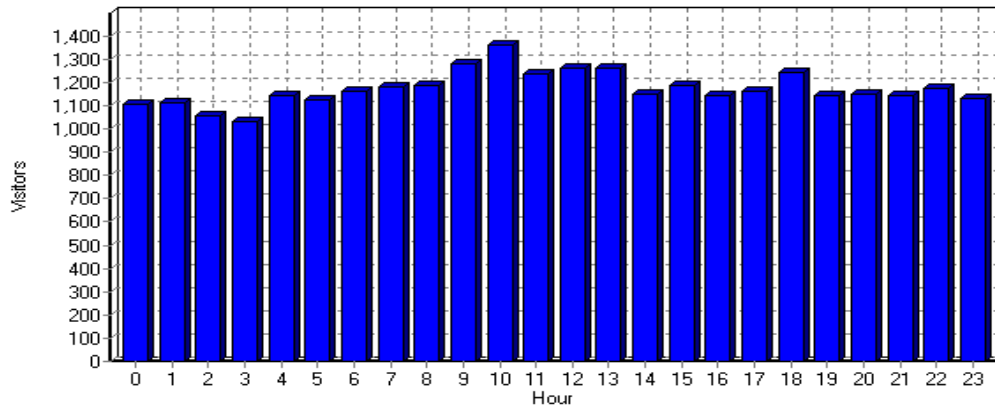


Table 4
Most Downloaded Files
June 2017

	File	Hits	Incomplete Requests	Visitors	Bandwidth (KB)
1	Lawbreakers Redwood County.pdf	247	17	200	0
2	1863 Indian Removal Acts.pdf	195	7	177	0
3	Steffens- Shame of Mpls.pdf	257	9	152	0
4	HC 1989.pdf	154	0	141	0
5	Hughes.pdf	126	0	118	0
6	Cudmore's Ter. Bar-.pdf	195	0	114	0
7	Preemption Act of 1841 .pdf	125	11	102	0
8	Brandeis--Living Law.pdf	96	7	86	0
9	Pound-Sociological. Juris. (1907).pdf	117	28	86	0
10	Pound- Mechanical Juris. (1908)-pdf	115	25	81	0
11	McLeod County Bench & Bar.pdf	69	1	68	0
12	Porter, Jerome-pdf	73	0	61	0
13	Land Revision Act (1891).pdf	61	3	58	0
14	Hughes. Great Land Ordinances pdf	69	0	56	0
15	Timber Culture Acts.pdf	56	3	53	0
16	Wm D. Mitchell Bar Memorials=.pdf	53	0	52	0
17	North-Rutten- Northwest Ordinance .pdf	57	5	51	0
18	Wright County Bench & Bar.pdf	51	0	50	0
19	Brandeis - (1905).pdf	56	7	48	0
20	Eugene M. Wilson.pdf	48	0	48	0
21	Lass.pdf	47	0	47	0
22	Olson -- Blockbuster (2014)-pdf	49	0	47	0
23	Holmes- Law In Science.pdf	68	21	46	0
24	Briggs & Morgan-Book Review .pdf	45	1	44	0
25	Election Results 1857-2016.pdf	49	4	44	0
26	The Southwest Ordinance.pdf	43	0	43	0
27	Minn. Const. in Dakota Language.pdf	48	0	43	0
28	Houston County Courts & Lawyers (1919)-pdf	43	0	43	0
29	Lac Qui Parle County Bench & Bar pdf	43	1	42	0

30	Henn. County Bar Memorials 1993.pdf	43	0	42	0
31	1780 Resolution on Public Lands.pdf	46	0	42	0
32	Henn. County Bar Memorials 1987.pdf	47	2	42	0
33	Henn. County Bar. Memorials (1982).pdf	41	0	41	0
34	Lake Superior Lawyer. Book Review pdf	42	0	41	0
35	Renville County Bench & Bar.pdf	41	0	41	0
36	Houston County Bench & Bar .pdf	39	0	39	0
37	1863 Indian Removal Acts.pdf	48	4	39	0
38	Norman County B& B.pdf	39	0	39	0
39	And Justice for None Book Review .pdf	38	0	38	0
40	Col. James Davidson Memoir.pdf	40	2	38	0
41	Killing & Transfiguration .pdf	39	2	37	0
42	Grant County Bench & Bar pdf	38	0	37	0
43	Clay County Bench & Bar pdf	37	0	37	0
44	Murders in Watonwan Cty.pdf	39	0	37	0
45	Pierce Butler Memorial (1940).pdf	37	1	36	0
46	Fitz-Quo Warrant (2015)-pdf	37	0	36	0
47	Steele County Bench & Bar.pdf	38	1	36	0
48	Manahan- Trials of a Lawyer pdf	39	1	36	0
49	North-Rutten- Northwest Ordinance .pdf	39	4	35	0
50	Pound- Pioneers.pdf	38	3	35	0
	Subtotal	3,500	170	N/A	0
	Total	15,684	1,625	N/A	0

Table 5

**Most Downloaded Files
November 16 through December 15, 2017**

	File	Hits	Incomplete Requests	Visitors	Bandwidth (KB)
1	Olson -- Blockbuster (2014)-pdf	336	0	211	0
2	1863 Indian Removal Acts.pdf	205	4	192	0
3	Hennepin Cty. Memorials.(1982).pdf	208	26	173	0

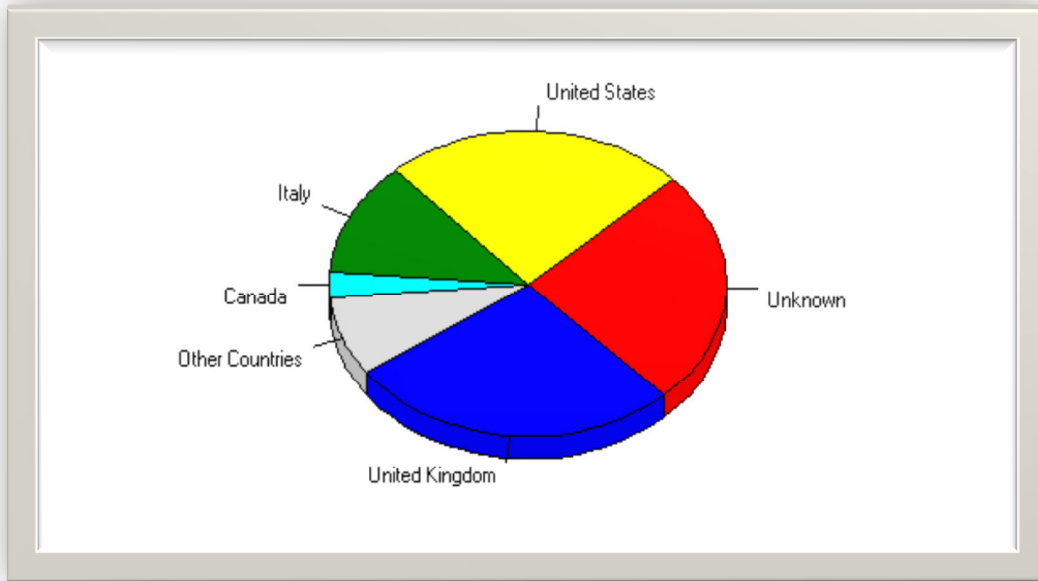
4	Pound-Sociological. Juris. (1907).pdf	224	71	143	0
5	Brandeis - (1905).pdf	176	4	143	0
6	Cudmore's Territorial Bar-- .pdf	211	0	126	0
7	Jonathan Hughes.-Great Land Ordinances pdf	130	0	121	0
8	Lawbreakers Redwood County.pdf	154	26	113	0
9	Preemption Act of 1841.pdf	123	15	102	0
10	Porter, Jerome- pdf	132	0	90	0
11	Lincoln Steffens- Shame of Mpls.pdf	113	22	85	0
12	Land Revision Act (1891).pdf	84	11	72	0
13	Indian Removal Acts.(1863) pdf	86	10	66	0
14	McLeod County Bench & Bar .pdf	61	0	59	0
15	Alf Boyesen (1857-1934).pdf	61	1	59	0
16	Jonathan Hughes. Great Land Ordinances pdf	66	7	58	0
17	Territorial Map 1775 - 1920.pdf	69	9	58	0
18	Wright County Bench & Bar.pdf	65	6	54	0
19	1780 Resolution on Public Lands.pdf	62	2	49	0
20	Timber Culture Acts.pdf	55	6	48	0
21	Stevens - St. Paul Bar (1890)- pdf	77	5	46	0
22	Houston County Courts & Lawyers (1919)-.pdf	45	0	45	0
23	Hennepin County. Bar Mem. (1977).pdf	49	3	45	0
24	Lac Qui Parle County. Bench & Bar .pdf	47	2	44	0
25	Eugene M. Wilson.pdf	46	0	44	0
26	Terr, Sup Ct Documents Part 2-E.pdf	44	0	44	0
27	William Lass..pdf	44	0	43	0
28	Briggs & Morgan Book Review-pdf	45	0	43	0
29	Holmes- Law In Science.pdf	49	7	42	0
30	North-Rutten—NW Ordinance-.pdf	45	3	42	0
31	Murders in Watonwan Cty.pdf	38	0	38	0
32	Pound- Mechanical Jurisprudence-(1908)-pdf	58	20	38	0
33	Morrill Act. pdf	38	1	37	0
34	Kate Noonan Case.pdf	41	3	37	0
35	Brandeis--Living Law.pdf	48	11	36	0
36	Wabasha Ctv Bench & Bar	38	0	36	0

	(1884 & 1920).pdf				
37	North-Rutten-NW Ordinance .pdf	45	8	35	0
38	Corliss Memoir.pdf	38	2	35	0
39	Hennepin Cty. Bar Memorial-1989.pdf	42	7	35	0
40	Minn. Const. in Dakota Language.pdf	36	0	35	0
41	Dorsett Case.pdf	35	0	35	0
42	ABA Canons (1908).pdf	38	3	35	0
43	Election Results- Atty. Gen.-1857-2016-pdf	36	0	35	0
44	Brown County (1935).pdf	34	0	34	0
45	Holmes -Theory of Interpretation (1899).pdf	40	6	34	0
46	Hennepin County. Br Memorial-1984.pdf	38	2	34	0
47	Renville County Bench & Bar.pdf	38	4	33	0
48	Hennepin County. Bar Memorial-1987.pdf	34	0	33	0
49	Collins-Sibley Expedition.pdf	34	0	33	0
50	Hennepin County. Bar Memorial - 1994.pdf	46	14	32	0
	Subtotal	3,907	321	N/A	0
	Total	16,901	728	N/A	0

Table 6

Most Active Countries

June 2017



Most Active Countries June 2017

	Subtotal	72,782	26,135	99.54%	0
	Country	Hits	Visitors	% of Total Visitors	Bandwidth (KB)
1	United Kingdom	7,828	7,081	26.97%	0
2	Unknown	22,250	6,581	25.07%	0
3	United States	30,391	6,467	24.63%	0
4	Italy	3,299	3,160	12.04%	0
5	Canada	1,181	734	2.80%	0
6	China	736	665	2.53%	0
7	Germany	3,550	232	0.88%	0
8	Czechia	724	222	0.85%	0
9	India	221	108	0.41%	0
10	France	427	72	0.27%	0
11	Japan	120	68	0.26%	0
12	Brazil	129	52	0.20%	0
13	Romania	131	50	0.19%	0
14	Poland	443	43	0.16%	0
15	Spain	77	38	0.14%	0

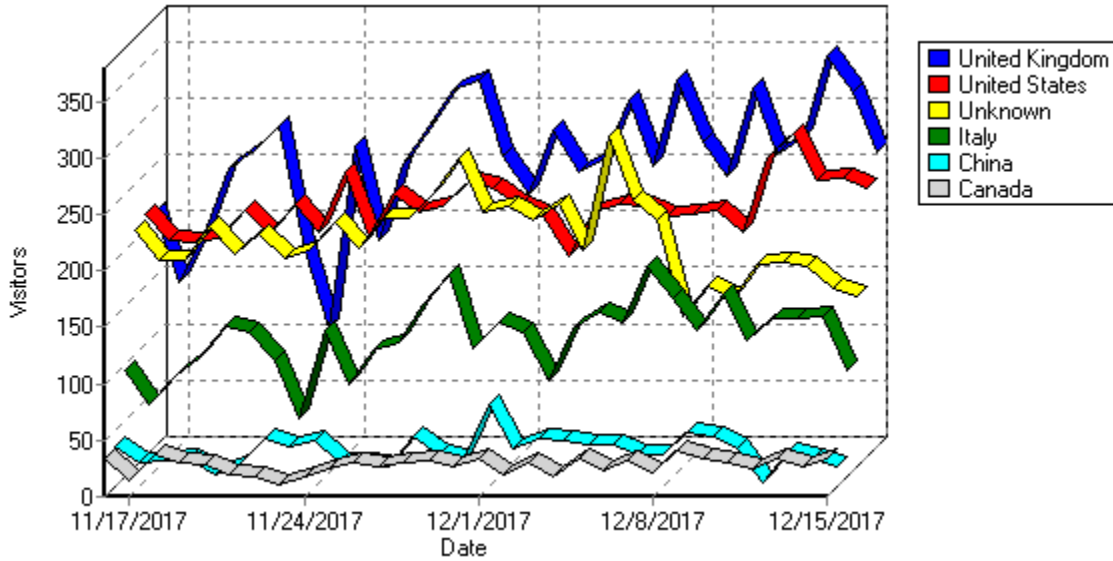
16	Korea, Republic of	77	36	0.14%	0
17	Netherlands	72	36	0.14%	0
18	Ukraine	90	34	0.13%	0
19	Israel	172	33	0.13%	0
20	Turkey	64	32	0.12%	0
21	Philippines	69	31	0.12%	0
22	Vietnam	31	24	0.09%	0
23	Uruguay	46	24	0.09%	0
24	Malaysia	48	24	0.09%	0
25	Russian Federation	39	21	0.08%	0
26	Australia	41	21	0.08%	0
27	Belgium	41	19	0.07%	0
28	Sweden	34	18	0.07%	0
29	Mexico	39	17	0.06%	0
30	Lithuania	31	14	0.05%	0
31	Indonesia	25	14	0.05%	0
32	Norway	24	11	0.04%	0
33	Greece	22	11	0.04%	0
34	Serbia	22	11	0.04%	0
35	Switzerland	19	11	0.04%	0
36	Chile	20	10	0.04%	0
37	Hungary	20	10	0.04%	0
38	Austria	22	9	0.03%	0
39	Estonia	47	9	0.03%	0
40	Portugal	18	9	0.03%	0
41	Venezuela	18	9	0.03%	0
42	United Arab Emirates	16	8	0.03%	0
43	Tunisia	16	8	0.03%	0
44	South Africa	17	8	0.03%	0
45	Croatia	16	8	0.03%	0
46	Kuwait	7	7	0.03%	0
47	Thailand	13	7	0.03%	0
48	Pakistan	12	6	0.02%	0
49	New Zealand	14	6	0.02%	0
50	Sri Lanka	13	6	0.02%	0
	Total	73,036	26,255	100.00%	0

Table 7

Most Active Countries

November 16 - December 15, 2017

Countries' Daily Activity



Most Active Countries

November 16 – December 15, 2017

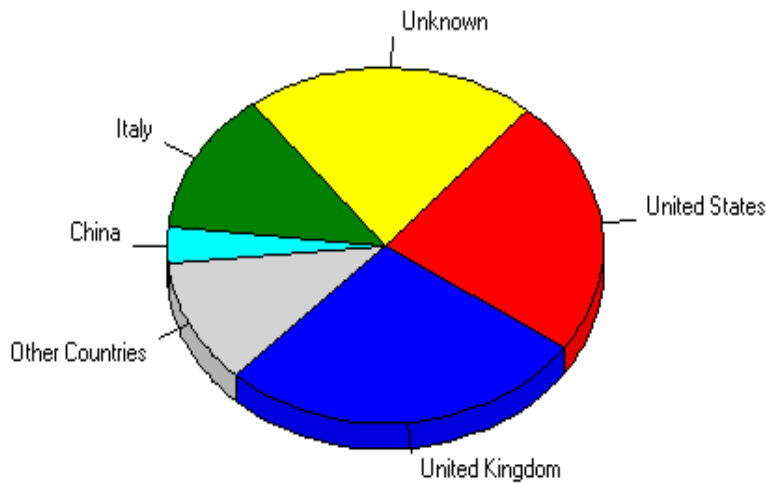


Table 8

Most Active Countries

November 16 – December 15, 2017

	Country	Hits	Visitors	% of Total Visitors	Bandwidth (KB)
1	United Kingdom	8,024	7,653	27.20%	0
2	United States	33,932	6,617	23.52%	0
3	Unknown	19,444	6,054	21.52%	0
4	Italy	3,823	3,685	13.10%	0
5	China	1,002	927	3.29%	0
6	Canada	1,048	815	2.90%	0
7	Czechia	894	383	1.36%	0
8	Germany	1,702	348	1.24%	0
9	India	370	183	0.65%	0
10	France	264	111	0.39%	0
11	Poland	678	86	0.31%	0
12	Russian Federation	103	78	0.28%	0
13	Malaysia	137	69	0.25%	0
14	Romania	128	65	0.23%	0
15	Spain	122	61	0.22%	0
16	Japan	110	61	0.22%	0
17	Uruguay	108	55	0.20%	0
18	Korea, Republic of	102	54	0.19%	0
19	Brazil	125	52	0.18%	0
20	Turkey	101	51	0.18%	0
21	Philippines	106	50	0.18%	0
22	Indonesia	73	35	0.12%	0
23	Australia	68	35	0.12%	0
24	Vietnam	34	29	0.10%	0
25	Netherlands	55	28	0.10%	0
26	Ukraine	42	26	0.09%	0
27	Mexico	48	24	0.09%	0
28	Israel	46	23	0.08%	0
29	Sweden	44	23	0.08%	0
30	Serbia	44	22	0.08%	0
31	Portugal	42	21	0.07%	0
32	Hungary	38	19	0.07%	0
33	Belgium	35	19	0.07%	0
34	Chile	36	18	0.06%	0
35	Pakistan	33	17	0.06%	0
36	Morocco	34	17	0.06%	0
37	Sri Lanka	34	17	0.06%	0
38	Argentina	35	16	0.06%	0

39	Venezuela	28	14	0.05%	0
40	South Africa	34	12	0.04%	0
41	Singapore	23	11	0.04%	0
42	Austria	24	11	0.04%	0
43	Lithuania	21	10	0.04%	0
44	Saudi Arabia	20	10	0.04%	0
45	Greece	19	10	0.04%	0
46	Switzerland	19	9	0.03%	0
47	Tunisia	18	9	0.03%	0
48	Norway	15	9	0.03%	0
49	United Arab Emirates	16	8	0.03%	0
50	Thailand	14	8	0.03%	0
	Subtotal	73,315	27,968	99.41%	0
	Total	73,660	28,135	100.00%	0

Table 9

Most Active States

November 16 through December 15, 2017

Most Active US States

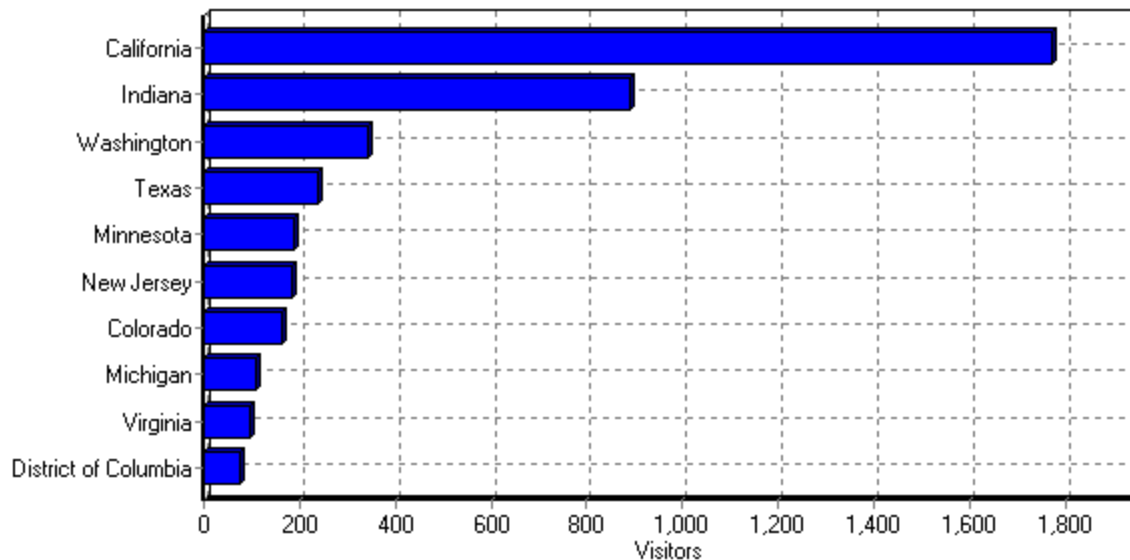


Table 10

Most Active US States

November 16 through December 15, 2017

	State	Hits	Visitors	Bandwidth (KB)
1	California	2,948	1,770	0
2	Indiana	3,829	890	0
3	Washington	1,445	343	0
4	Texas	2,054	239	0
5	Minnesota	3,313	186	0
6	New Jersey	1,331	182	0
7	Colorado	1,888	161	0
8	Michigan	158	108	0
9	Virginia	1,174	98	0
10	District of Columbia	148	77	0
11	Delaware	1,091	74	0
12	New York	247	53	0
13	Illinois	265	39	0
14	Kansas	499	37	0
15	Florida	95	37	0
16	Ohio	2,171	32	0
17	Utah	204	31	0
18	Massachusetts	77	28	0
19	Pennsylvania	146	25	0
20	Wisconsin	62	21	0
21	Missouri	138	21	0
22	New Hampshire	29	15	0
23	Georgia	24	12	0
24	North Carolina	42	11	0
25	Tennessee	18	10	0
26	Arizona	47	10	0
27	Maryland	27	9	0
28	Connecticut	18	8	0
29	Oregon	14	7	0
30	Kentucky	16	7	0
31	South Dakota	28	7	0
32	Hawaii	9	4	0
33	Alaska	9	4	0
34	New Mexico	17	4	0
35	Idaho	8	4	0
36	South Carolina	5	3	0
37	Louisiana	6	3	0
38	Nevada	12	3	0
39	Oklahoma	5	3	0
40	Iowa	9	3	0

41	Wyoming	3	2	0
42	Maine	4	2	0
43	Arkansas	6	2	0
44	Nebraska	4	2	0
45	Alabama	2	1	0
46	North Dakota	10	1	0
47	West Virginia	2	1	0
48	Montana	2	1	0
49	Vermont	8	1	0
	Total	23,667	4,592	0

Table 11

Most Active Cities

June 2017

	City	Hits	Visitors	Bandwidth (KB)
1	Abingdon, United Kingdom	3,262	3,191	0
2	Milan, Italy	3,223	3,129	0
3	Mountain View, California, United States	6,487	2,076	0
4	Indianapolis, Indiana, United States	2,491	811	0
5	Beijing, China	677	642	0
6	Lachine, Canada	584	569	0
7	Seattle, Washington, United States	432	261	0
8	Sunnyvale, California, United States	660	167	0
9	Simi Valley, California, United States	197	115	0
10	Minneapolis, Minnesota, United States	3,958	97	0
11	London, United Kingdom	136	91	0
12	Mount Laurel, New Jersey, United States	466	90	0
13	Kiez, Germany	173	72	0
14	Gunzenhausen, Germany	3,157	71	0
15	Bayside, New York, United States	906	64	0
16	New Delhi, India	125	64	0
17	Eden Prairie, Minnesota, United States	805	63	0
18	Washington, District of Columbia, United States	137	63	0
19	Medina, Washington, United States	63	57	0
20	Montreal, Canada	64	55	0
21	Ottawa, Canada	157	52	0
22	Terre Haute, Indiana, United States	60	45	0
23	Richmond, Virginia, United States	81	44	0
24	Saint Paul, Minnesota, United States	205	39	0
25	Stuttgart, Germany	67	38	0

26	Bucharest, Romania	95	32	0
27	Austin, Texas, United States	308	29	0
28	Paris, France	73	29	0
29	Houston, Texas, United States	69	25	0
30	New York, New York, United States	159	25	0
31	Alchevsk, Ukraine	54	24	0
32	Hanoi, Vietnam	31	24	0
33	Denver, Colorado, United States	64	22	0
34	West Shokan, New York, United States	294	21	0
35	Boulder, Colorado, United States	23	21	0
36	Redwood Falls, Minnesota, United States	221	21	0
37	Ann Arbor, Michigan, United States	44	21	0
38	Wilmington, Delaware, United States	53	20	0
39	Madrid, Spain	38	19	0
40	Kraków, Poland	393	18	0
41	Irvine, California, United States	198	17	0
42	Hefei, China	43	15	0
43	Warsaw, Poland	30	15	0
44	Makati, Philippines	27	14	0
45	Moscow, Russian Federation	26	14	0
46	Ankara, Turkey	28	14	0
47	Chicago, Illinois, United States	25	14	0
48	Amsterdam, Netherlands	26	13	0
49	Alexandria, United Kingdom	323	12	0
50	Oakland, California, United States	12	12	0
	Subtotal	31,230	12,457	0
	Total	38,008	13,584	0

Table 12

Most Active Cities

November 16 through December 15, 2017

Most Active Cities

	City	Hits	Visitors	Bandwidth (KB)
1	Abingdon, United Kingdom	3,764	3,671	0
2	Milan, Italy	3,753	3,652	0
3	Mountain View, California, United States	2,069	1,270	0
4	Beijing, China	947	898	0
5	Indianapolis, Indiana, United States	3,637	829	0
6	Lachine, Canada	629	615	0
7	Seattle, Washington, United States	1,383	297	0

8	Simi Valley, California, United States	271	253	0
9	Kiez, Germany	373	190	0
10	Houston, Texas, United States	1,716	180	0
11	Denver, Colorado, United States	1,867	155	0
12	Sunnyvale, California, United States	382	150	0
13	Mount Laurel, New Jersey, United States	1,093	148	0
14	Ottawa, Canada	249	132	0
15	Minneapolis, Minnesota, United States	3,078	126	0
16	New Delhi, India	220	110	0
17	Ann Arbor, Michigan, United States	128	94	0
18	Gunzenhausen, Germany	152	88	0
19	Washington, District of Columbia, United States	148	77	0
20	Mount Vernon, Virginia, United States	1,067	76	0
21	Wilmington, Delaware, United States	1,089	73	0
22	Moscow, Russian Federation	86	69	0
23	Terre Haute, Indiana, United States	61	52	0
24	Kraków, Poland	594	50	0
25	Paris, France	111	40	0
26	Bucharest, Romania	75	38	0
27	Mission, Kansas, United States	498	36	0
28	Hanoi, Vietnam	34	29	0
29	Medina, Washington, United States	29	28	0
30	Chicago, Illinois, United States	238	27	0
31	Jakarta, Indonesia	56	27	0
32	Plano, Texas, United States	271	27	0
33	Madrid, Spain	46	25	0
34	Saint Paul, Minnesota, United States	96	23	0
35	Philippine, Philippines	45	21	0
36	Makati, Philippines	43	20	0
37	Morgan Hill, California, United States	26	20	0
38	Rome, Italy	42	19	0
39	Santiago, Chile	36	18	0
40	London, United Kingdom	24	18	0
41	Surat, India	36	18	0
42	Istanbul, Turkey	36	18	0
43	Salt Lake City, Utah, United States	153	18	0
44	Colombo, Sri Lanka	32	16	0
45	Warsaw, Poland	31	16	0
46	Ankara, Turkey	29	15	0
47	Nashua, New Hampshire, United States	28	14	0
48	Frankfurt Am Main, Germany	16	14	0
49	Kuala Lumpur, Malaysia	25	13	0
50	Alexandria, United Kingdom	97	13	0
	Subtotal	30,909	13,826	0
	Total	38,213	15,372	0